

Port Health & Public Protection Risk Register Summary

Report Author: John Smith

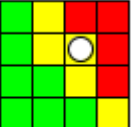
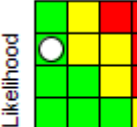

Generated on: 02 January 2018



Risk no, Title, Creation date, Owner	Risk Description (Cause, Event, Impact)	Current Risk Rating & Score		Risk Update and date of update	Target Risk Rating & Score		Target Date	Current Risk score change indicator
CR21 Air Quality 07-Oct-2015 Jon Avern	<p>Cause: Small particulate pollution has chronic health impacts from long term exposure at very low concentrations and is in evidence within the City and central London. There is also a health impact associated with long term and short term exposure to nitrogen dioxide.</p> <p>Event: Under certain atmospheric conditions there is a higher probability of poor air quality within the City and it is more likely that residents, workers and visitors would suffer the acute consequences.</p> <p>Effect: The consequences both acute and chronic may include: An increase in hospital referrals placed upon both emergency services and the NHS for those already suffering from respiratory or cardiovascular conditions (it may also place a strain on City social services). An increase in deaths, particularly of those already suffering from respiratory or cardiovascular conditions (both residents and workers). Economic costs such as acting as a deterrent of businesses coming to London or staying and financial penalties for non-compliance with air quality limits. Persistent poor air quality may affect the longer term health of the City population. Persistent poor air quality may attract adverse media coverage making the City seem a less attractive place to live and work.</p>	<p>Likelihood</p> <p>Impact</p>	16	No change from previous assessment. Air quality still a problem across the City. A range of measures are being implemented to reduce pollution but they take time to have an effect 06 Dec 2017	<p>Likelihood</p> <p>Impact</p>	6	31-Dec-2020	 No change

Appendix E

Action no, Title,	Description	Latest Note	Managed By	Latest Note Date	Due Date
CR21 001a Implement policies	Implement the policies contained in the City of London Air Quality Strategy 2015-2020. The strategy contains 10 policy areas with 60 specific actions. An annual report will be produced demonstrating progress with each action.	This action is now complete.	Jon Avern	06-Oct-2016	31-Aug-2016
CR21 001b Review Air Quality	Review and assess air quality in line with statutory obligations of the Environment Act 1995. Submit all relevant statutory reports. Approval of all reports by Defra and the GLA will demonstrate compliance with statutory obligations.	This action is now complete.	Jon Avern	06-Oct-2016	31-Aug-2016
CR21 001c Become an Exemplar Borough	Ensure the City Corporation becomes a Mayor of London Exemplar Borough for air quality.	This action is now complete.	Jon Avern	06-Oct-2016	29-Dec-2017
CR21 001d Develop communication strategy.	Develop and implement a robust communications strategy to ensure people have sufficient information to reduce their exposure on days of 'high' air pollution.	This is now complete.	Jon Avern	29-Aug-2017	31-Mar-2017
CR21e Develop plan	Develop and implement a plan for reducing the impact of diesel vehicles on air pollution in the Square Mile. This is to complement the work being undertaken by the Mayor of London to reduce air pollution in the central zone through the implementation of the Ultra-Low Emission Zone.	An initial feasibility study has been undertaken to look at options for reducing levels of pollution in Beech Street through vehicle management Vehicles have been restricted passing through Bank Interchange, the air quality impact is being assessed Several measures have been implemented in the City Low Emission Neighbourhood including: greening at a number of locations including Moor Lane, installation of 90 secure cycle parking spaces, audit of construction sites, detailed air quality monitoring, business engagement and workshops, business air quality grant scheme, freight surveys, clean air footprints and the provision of zero emission equipment for open spaces dept.	Jon Avern	13-Nov-2017	31-Dec-2018

Risk no, Title, Creation date, Owner	Risk Description (Cause, Event, Impact)	Current Risk Rating & Score		Risk Update and date of update	Target Risk Rating & Score		Target Date	Current Risk score change indicator
MCP-PHPP 001 Brexit 08-Nov-2016 Jon Avern	Cause: UK decision to terminate membership of E.U (Brexit). Event: Legislative changes Effect: Increased risk to public, animal and environmental health. Increased risk to consumers. Reduction in income. Scarcity of qualified staff, e.g. Official Veterinarians (OVs). Potential for increased workload depending on agreement reached.	 Likelihood	12	Appropriate action continues to be taken. Risk rating remains steady. 13 Dec 2017	 Likelihood	3	29-Mar-2019	 No change

Action no, Title,	Description	Latest Note	Managed By	Latest Note Date	Due Date
MCP-PHPP 001a Liaise with Government departments and agencies.	Contribute to UK Government Listening mode.	Recent visits by FSA, DEFRA, HMRC and LGA. Representation secured on relevant panels and working groups.	Jon Avern	13-Dec-2017	29-Mar-2019
MCP-PHPP 001b Relevant legislation	Commission an independent report on the potential implications of the UK's exit from the EU on Animal Health and Port Health	The report has been commissioned and an interim report will go to the September 2017 PHES Committee.	Jon Avern	13-Jul-2017	30-Sep-2017
MCP-PHPP 001c Liaison with Remembrancer and other CoL depts.	Engage with stakeholders to assist in the identification of impacts and possible mitigations. Ensure Remembrancer and CoL depts. are fully aware of the implications of Brexit on PH and PP and that they lobby accordingly.	Representation made by Remembrancer to Government enquiries. Meeting held with former DEFRA Minister. Amendment submitted to EU withdrawal bill.	Jon Avern	13-Dec-2017	31-Mar-2019
MCP-PHPP-001d Respond promptly to developments	Respond promptly to policy decisions from the UK Government and the outcome of negotiations.	No specific proposals received to date.	Jon Avern	13-Dec-2017	31-Mar-2019

City of London Corporation Risk Matrix (Black and white version)

Note: A risk score is calculated by assessing the risk in terms of likelihood and impact. By using the likelihood and impact criteria below (top left (A) and bottom left (B) respectively) it is possible to calculate a risk score. For example a risk assessed as Unlikely (2) and with an impact of Serious (2) can be plotted on the risk scoring grid, top right (C) to give an overall risk score of a green (4). Using the risk score definitions bottom right (D) below, a green risk is one that just requires actions to maintain that rating.

Port Health & Public Protection Risk Matrix

(A) Likelihood criteria

	Rare (1)	Unlikely (2)	Possible (3)	Likely (4)
Criteria	Less than 10%	10 – 40%	40 – 75%	More than 75%
Probability	Has happened rarely/never before	Unlikely to occur	Fairly likely to occur	More likely to occur than not
Time period	Unlikely to occur in a 10 year period	Likely to occur within a 10 year period	Likely to occur once within a one year period	Likely to occur once within three months
Numerical	Less than one chance in a hundred thousand (<10-5)	Less than one chance in ten thousand (<10-4)	Less than one chance in a thousand (<10-3)	Less than one chance in a hundred (<10-2)

(C) Risk scoring grid

Likelihood	Impact				
	X	Minor (1)	Serious (2)	Major (4)	Extreme (8)
	Likely (4)	4 Green	8 Amber	16 Red	32 Red
	Possible (3)	3 Green	6 Amber	12 Amber	24 Red
	Unlikely (2)	2 Green	4 Green	8 Amber	16 Red
	Rare (1)	1 Green	2 Green	4 Green	8 Amber

(B) Impact criteria

Impact title	Definitions
Minor (1)	Service delivery/performance: Minor impact on service, typically up to one day. Financial: financial loss up to 5% of budget. Reputation: Isolated service user/stakeholder complaints contained within business unit/division. Legal/statutory: Litigation claim or find less than £5000. Safety/health: Minor incident including injury to one or more individuals. Objectives: Failure to achieve team plan objectives.
Serious (2)	Service delivery/performance: Service disruption 2 to 5 days. Financial: Financial loss up to 10% of budget. Reputation: Adverse local media coverage/multiple service user/stakeholder complaints. Legal/statutory: Litigation claimable fine between £5000 and £50,000. Safety/health: Significant injury or illness causing short-term disability to one or more persons. Objectives: Failure to achieve one or more service plan objectives.
Major (4)	Service delivery/performance: Service disruption > 1 - 4 weeks. Financial: Financial loss up to 20% of budget. Reputation: Adverse national media coverage 1 to 3 days. Legal/statutory: Litigation claimable fine between £50,000 and £500,000. Safety/health: Major injury or illness/disease causing long-term disability to one or more people objectives: Failure to achieve a strategic plan objective.
Extreme (8)	Service delivery/performance: Service disruption > 4 weeks. Financial: Financial loss up to 35% of budget. Reputation: National publicity more than three days. Possible resignation leading member or chief officer. Legal/statutory: Multiple civil or criminal suits. Litigation claim or find in excess of £500,000. Safety/health: Fatality or life-threatening illness/disease (e.g. mesothelioma) to one or more persons. Objectives: Failure to achieve a major corporate objective.

(D) Risk score definitions

RED	Urgent action required to reduce rating
AMBER	Action required to maintain or reduce rating
GREEN	Action required to maintain rating

This is an extract from the City of London Corporate Risk Management Strategy, published in May 2014.
Contact the Corporate Risk Advisor for further information. Ext 1297
Version date: December 2015